



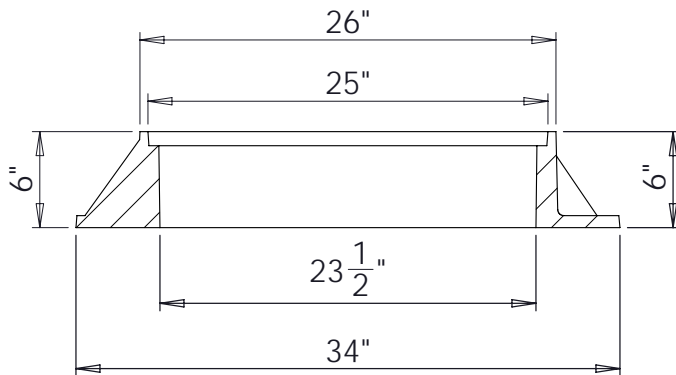
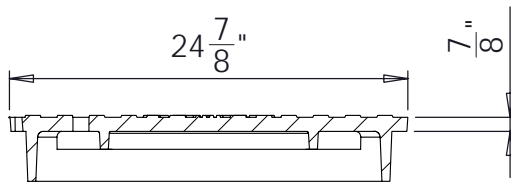
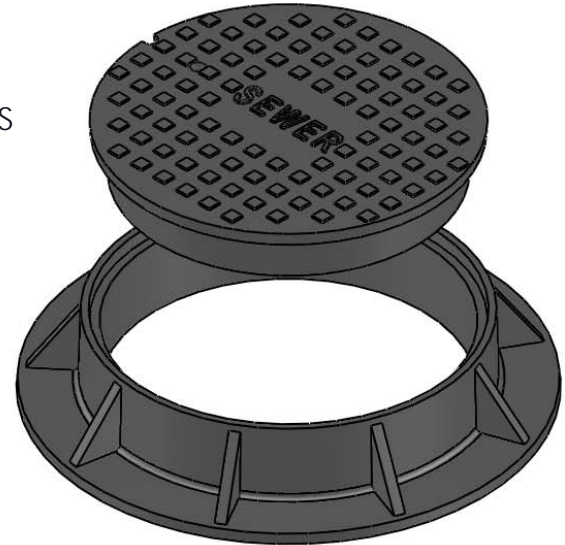
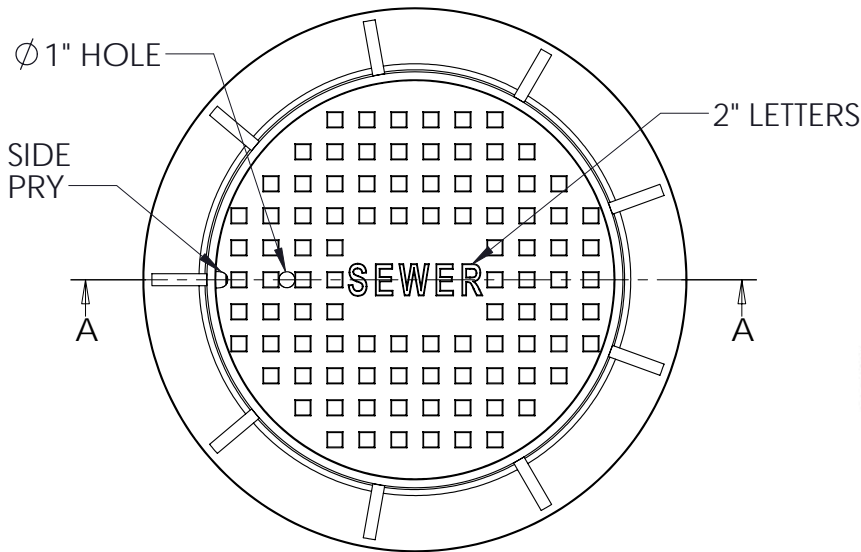
# South Bay Foundry

WWW.SOUTHBAYFOUNDRY.COM

PHONE: (619) 956-2780 FAX: (619) 956-2788

## SBF 1270

23-1/2" MANHOLE  
FRAME AND COVER  
SEWER



SECTION A-A

SET WEIGHT	
FRAME	220 LB
COVER	215 LB
TOTAL	435 LB

A3900 / A3920

### GENERAL INFORMATION

- \*MATERIAL: GREY CAST IRON ASTM A48 CLASS 30B
- \*BEARING SURFACES MACHINED FOR CLOSE, QUIET FIT
- \*FINISH: DIPPED IN BLACK BITUMINOUS PAINT
- \*MEETS H-20 WHEEL LOAD REQUIREMENTS

### APPROVED

BY:

TITLE:

AGENCY:

DATE: